



Moodle 2.8 Updates: Assignment tool

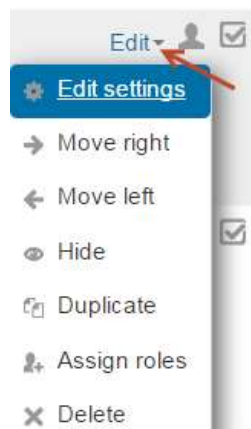
The process for adding/editing an Assignment have not changed in Moodle 2.8 but the assignment options have. They are more granular and improved therefore giving the Instructor more control when collecting student evidence of learning.

To add an Assignment

1. Turn **Editing On**
2. Click **Add an activity or resource**
3. Choose **Assignment**, and click **Add**
4. Complete Assignment setting options

To edit an Assignment

On course page, locate the assignment and click on **Edit > Edit settings**. The new set of option will appear.



Assignment Options

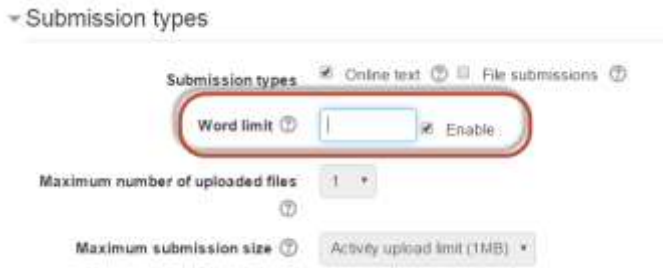
Availability

Cut Off date: this setting prevent submissions after Due Date. **NEW!**

▼ Availability

Submission Types

Word Limit: allows to enable a number of maximum words for “Online text” submissions. **NEW!**



Feedback Types

Offline grading worksheet: when grading assignments and if this setting is enable, it will allow you to download/upload a worksheet with student grades. **NEW!**

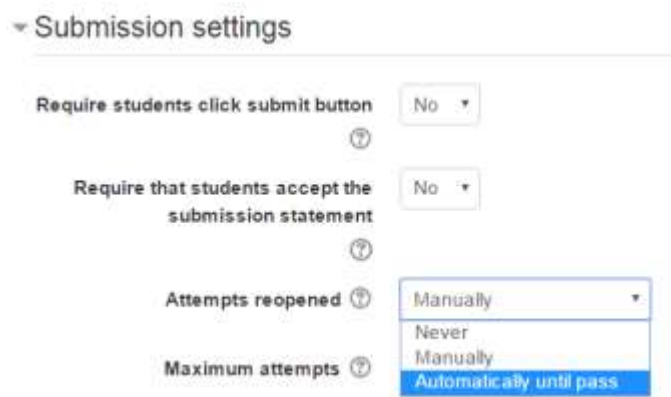


Submission Settings **NEW!**

Attempts reopened: **NEW!**

This setting controls how student submission attempts are reopened. The available options are:

- Never - The student submission cannot be reopened.
- Manually - The student submission can be reopened by a teacher.
- Automatically until pass - The student submission is automatically reopened until the student achieves the grade to pass value set in the Gradebook (Categories and items section) for this assignment.



Maximum attempts: **NEW!**

allows you input a maximum number of submissions attempts that can be made by a student. After this number of attempts has been made the student's submission will not be able to be reopened.

Submission settings

Require students click submit button

Require that students accept the submission statement

Attempts reopened

Maximum attempts

Group Submission Settings **NEW!**

Students submit in groups

If enabled students will be divided into groups based on the default set of groups or a custom grouping. A group submission will be shared among group members and all members of the group will see each other's changes to the submission.

Require all group members submit

If enabled, all members of the student group must click the submit button for this assignment before the group submission will be considered as submitted. If disabled, the group submission will be considered as submitted as soon as any member of the student group clicks the submit button.

Grouping for student groups

this is the grouping that the assignment will use to find groups for student groups. If not set - the default set of groups will be used.

Group submission settings

Students submit in groups

Require all group members submit

Grouping for student groups

Restrict Access

You may add restrictions to an assignment based on: Activity completion, Date, Grade, Group, Grouping, User Profile field, restriction set.

Restrict access

Access restrictions

[Add restriction...](#)

Add restriction...

Activity completion	Require students to complete (or not complete) another activity.
Date	Prevent access until (or from) a specified date and time.
Grade	Require students to achieve a specified grade.
Group	Allow only students who belong to a specified group, or all groups.
Grouping	Allow only students who belong to a group within a specified grouping.
User profile	Control access based on fields within the student's profile.
Restriction set	Add a set of nested restrictions to apply complex logic.

Cancel