
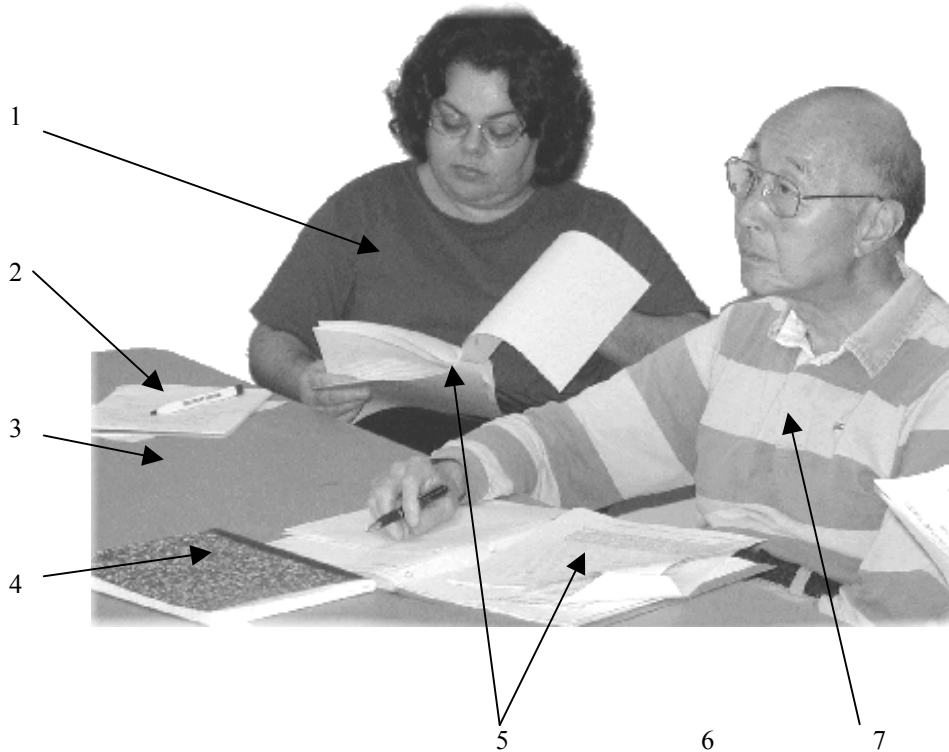


Unit 1: Personal Information



What's This? Who's This?



Write the number by each word:
___ a man
___ a woman
___ a baby
___ a table
___ a notebook
___ a pen
___ some paper



Vocabulary: Families



a man (men)
a father (fathers)
a husband (husbands)



a woman (women)
a mother (mothers)
a wife (wives)



a girl (girls)
a boy (boys)
a child (2 children)



a family (families)
*a father and a mother with
their daughter*



a family (families)
*a mother with her son and
daughter*



a family (families)
a father and his son

Important Family Words:	Translation:
1. single (not married)	1. _____
2. married (you have a husband or wife)	2. _____
3. widowed (your wife or husband died)	3. _____
4. divorced (married once but single now)	4. _____
5. son (your boy child)	5. _____
6. daughter (your girl child)	6. _____
7. husband (the man in the family)	7. _____
8. wife (the woman in the family)	8. _____
9. baby (a little boy or a little girl)	9. _____
10. grandmother (father's mother or mother's mother)	10. _____
11. grandfather (father's father or mother's father)	11. _____



The Doe Family

This is a family.
There are 3 people in the family.

The father is John Doe.
The mother is Jane Doe.
They have one child, a boy.
The boy's name is Roger.

They live in Rochester, Minnesota.

Comprehension Check

1. How many people are in this family? _____
2. Who is the father? _____
3. Who is the mother? _____
4. ♦ Do they have a son or a daughter? _____
5. Where do they live? _____
6. ▼ How many people are in your family? _____

Answer these questions about yourself. Circle the correct answer.

- | | | |
|-------------------------------|-----|----|
| 1. Are you single? | yes | no |
| 2. Are you married? | yes | no |
| 3. Are you divorced? | yes | no |
| 4. Are you widowed? | yes | no |
| 5. Do you have any children? | yes | no |
| 6. Do you have any sons? | yes | no |
| 7. Do you have any daughters? | yes | no |
| 8. Do you live in Minnesota? | yes | no |

Conversations

1. Person A: Name?
Person B: John Doe.
Person A: Are you married?
Person B: Yes.
Person A: Do you have any children?
Person B: Yes. I have 1 son.



2. ▽ Person A: What's your name, please?
Person B: John Doe.
Person A: Where do you live?
Person B: In Rochester.
Person A: Are you married?
Person B: Yes.
Person A: And what is your wife's name?
Person B: Jane.

3. ◆ Person A: Hello. How are you?
Person B: Fine, thank you.
Person A: What's your name, please?
Person B: John Doe.
Person A: Where do you live, Mr. Doe?
Person B: In Rochester.
Person A: Are you married?
Person B: Yes, I am.
Person A: What is your wife's name, please?
Person B: Jane.
Person A: Do you have any children?
Person B: Yes. We have a son, Roger.

Please answer these questions about yourself.

1. Are you married? _____
2. Do you have any children? _____
3. Where do you live? _____

Vocabulary



Ellen Marie Jones

Last Name: Jones

First Name: Ellen

Middle Initial: M.

Middle Name: Marie

Full Name: Ellen Marie Jones

Signature: *Ellen Marie Jones*

Mr. Joe Blow
125 N. 6th St.
Lexington, CA 98764

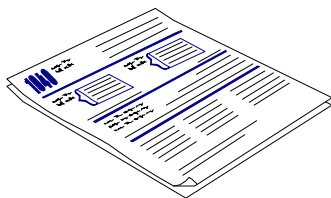
○

Name → **Ms. Ellen Jones**

Address → **123 North Somewhere St.**

City, State, Zip Code → **Lexington, CA 98765**

Important Form Words:	Translation:
1. Address: 123 North Somewhere St.	1. _____
2. City: Lexington	2. _____
3. State: CA (California)	3. _____
4. Zip Code: 98765	4. _____
5. Ms. = any woman	5. _____
6. Mr. = any man	6. _____



a form (forms)



a phone (phones)
a telephone (telephones)
a telephone number: (727) 123-4567


Personal Information

Thomas Wayne Johnson just moved to Newtown.
His new address is: 123 North Main Street, Newtown, CA.

▽ Now he must fill out a lot of forms.
He must answer a lot of questions.
He must give a lot of personal information.

◆ He must fill out a form to rent an apartment.
He must fill out a form to get a library card.
He must fill out a “change of address” form for the post office.

Many forms ask the same questions, such as: first name, last name, address, and phone number.



He just moved to Newtown.

Comprehension Check

1. Who just moved to Newtown?
 - a. What is his first name? _____
 - b. What is his middle name? _____
 - c. What is his last name? _____
2. ▽ How many forms must Tom fill out? _____
3. ◆ What forms do you fill out? Mark (X) all that apply.
() library card () driver's license application
() job application () change of address
() other _____
4. Answer these personal information questions about yourself.
Name: _____
Phone number: () _____ - _____
Signature: _____

Practice Filling Out a Form

Last Name: _____

First Name: _____

Telephone: _____

Street Address: _____

City: _____

State: _____ Zip Code: _____

Practice Addressing an Envelope

Please address this envelope to Tom Johnson. (See page 7 for his address.)

The diagram shows a large rectangular envelope. In the top right corner, there is a smaller square representing a postage stamp, which contains a circle. In the center of the envelope, there are three horizontal lines for writing an address.

More Practice Writing About Yourself

Name: _____

Address: _____

Pronunciation: a, b, c, d Sounds

Your teacher will model the sound and the words. Please repeat them as directed.

a (short a)	b	c	d
at	boy	color	do
as	by	California	date
an	bush	card	don't
ask	big	can	did
address	be	cost	daughter

Clap the Stress

X x = CLAP clap

X	X x	X x x	x x X x
name	middle	personal	Are you married ?
state	zip code	library	information
home	single	Rochester	conversation
phone	married	similar	California
form	husband	citizen	Minnesota

x X	x X	x X x
divorced	about	example
apply	require	apartment
because	refuse	a phone book

Grammar Point: Question Words

Question Word	Meaning Hint	Translation	Sample Sentences
who	a person		Who is the President? Who are those people?
what	a thing		What city is this? What are those red things?
where	a place		Where do you live? Where is the library?
how many	a number		How many children do you have? How many states are there in the United States?

Practice Using Question Words

Read the answer. Write the question word.

_____ who _____ George W. Bush

_____ 50 states

_____ In Tokyo and Manilla

_____ 3 children

_____ at school

_____ me

_____ books

_____ Thomas Johnson

Practice Answering Questions

Who are you? _____

Where do you live? _____

How many people are in your family? _____

Conversations

1. Person A: Name?
Person B: Ellen Jones.
Person A: Address?
Person B: 123 North Somewhere Street, Lexington.
Person A: Zip code?
Person B: 98765.
Person A: Phone?
Person B: (543) 123-4567.

2. ♦ Person A: What's your full name, please?
Person B: Thomas Wayne Johnson.
Person A: Do you live in Lexington?
Person B: No, I live in Newtown.
Person A: What's your address?
Person B: 123 North Main Street.
Person A: And your zip code?
Person B: 91234.
Person A: What is your home phone number, including area code?
Person B: (543) 123-4567.

Make It Your Conversation

Please fill in the blanks. Give answers about yourself.

3. Person A: Are you married?

- Person A: Do you have any children?

- Person A: Do you live in Los Angeles?

- Person A: What is your telephone number?

Practice with a Partner

Ask your partner:

1. ***“What is your name?”***
2. ***“What is your phone number?”***

Write down the answers. Then ask your partner: “Is this right?”

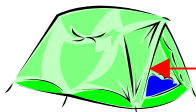
Practice with a Group

1. Make a name tent for yourself (see below).
2. Go around the circle. Say:

***“My name is _____. I live in _____.
What’s your name and where do you live?”***



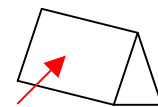
This is an English class in Los Angeles, California. They have name tents.



a tent

Maria Ortiz
print your name

a name tent



Marti's Story

My name is Martha Lane.
My friends call me Marti—that's my nickname.
I was born in Phoenix, Arizona, in the United States.

▽ When I was 4 years old, my family moved to Oregon.
We lived on a farm in Oregon.

I worked hard on the farm.

I milked the cows. I drove the tractor. I did many other things.


◆ I have lived in many other places.

I have lived in Washington.

I have lived in California and Illinois.

I have lived in Pennsylvania, Texas and Oklahoma.

Now I live in Florida.



a cow



a tractor

Practice Writing About Yourself

Write a story about yourself. Then read your story to your partner or to the group.

My name is _____.

I was born in _____.

◆ I have lived in _____.

Now I live in _____.

Grammar Point: Some Personal Pronouns

I am Marti. **My** name is Marti. I am writing about **myself**.



← **He** is Arturo.
His name is Arturo.
He hurt **his** leg.
He hurt **himself**.

She is Gretchen. →
Her name is Gretchen.
She hurt **her** leg.
She hurt **herself**.



A Timeline

This is a timeline. It is Marti's timeline.
It tells where and when she was born.
It tells where she lived in 1962, 1982, and 2002.



▽ A timeline can tell you many things with very few words. A timeline always has time on it (hours, days, months, years, etc.) It also has significant events, explained in a few words or in pictures.

◆ This timeline says that Marti was living in Florida when she was 60 years old. It says that she has lived in at least four different states in the USA.

Practice Making a Timeline

Finish making this timeline. Make it about yourself.

Where did you live in 1996? Write the answer in the first blank.
Where did you live in 1998? Write the answer in the next blank.
Do the rest of the chart in the same way.



Practice with a Partner

Tell each other where you lived in each year: "In 1996 I lived in _____."

Practice with a Group

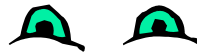
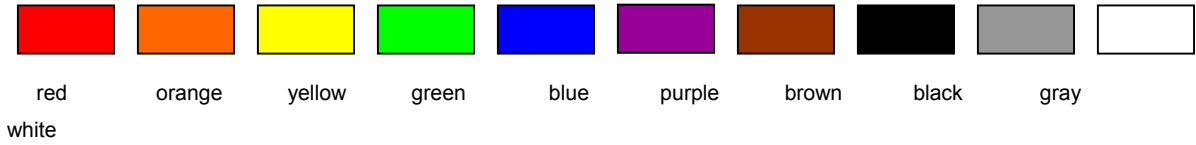
Go around the group. Use this conversation:

Person 1: I lived in _____ in 1996. Where did you live?


Person 2: In _____. [Ask Person 3] Where did you live in 1996?

Person 3: In _____. [Ask Person 4] Where did you live in 1996? Etc.

Vocabulary: Colors



green eyes



brown hair

Answer These Questions About Yourself

Directions: Mark (X) everything that is true for you.

1. My eyes are: ___ blue ___ brown ___ green ___ other
2. My hair is: ___ black ___ brown ___ gray ___ red ___ other
3. I am a: ___ mother ___ father ___ husband ___ wife ___ son ___ daughter
4. I have a: ___ mother ___ father ___ husband ___ wife ___ son ___ daughter

Directions: Write short answers to the rest of the questions.

5. Some things I like to do:



He likes to fish.

6. ▽ Some things I do not like to do:



He does not like to wash clothes.

7. ♦ Some things I can do well:



He can play the sax well.

Yolanda's Story

My name is Yolanda Baeza.

I am learning to read and write in English.

These are things I like to do:

I like to read books in Spanish.

I like to watch TV.

I like to walk in the park.



These are the things I don't like to do:

I don't like to fold the laundry.

I don't like to clean the stove.

I don't like to clean the bathroom.

Most difficult for me is to put words into sentences, and when to use *to* and when not to use *the*. Also, how to pronounce words like *read*—is it *read* or is it *red*?

English is very difficult to learn. I will keep trying.

Taking a Survey

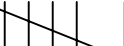
A survey is an important way of getting information.

When you take a survey, you ask everyone the same question. Then you add up the results. Then you report the results.



You can find out things about your class by taking a survey.
You can find out things about your neighborhood by taking a survey.

Here is a survey. You can do it now with the people in your group.
Ask everyone this question. As they give the answer, mark it down.

An easy way to mark down the answers is to tally them like this: 

What color are your eyes?

Black _____
Blue _____
Brown _____
Green _____
Gray _____
Other _____

Practice with a Partner

1. Think of a question that can be answered with *yes*, *no*, or *I don't know*.
2. Write down the question.
3. Write down the possible answers.
4. Ask your question.
5. Write down each person's answer.
6. Study the results—what did you learn?

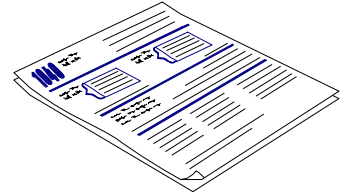
Practice with a Group

1. One of you asks the question.
2. One of you writes down the answers.
3. What are the results? Share your results with your class.

Filling Out Forms about Personal Information

A form is an important paper you have to fill out.
It has questions you have to answer. It has blanks and boxes to fill in.
You will fill out many forms every year.

If you want to get married, you must fill out a form.
If you want to buy or sell a car, you must fill out a form.
If you want to send a money order, you must fill out a form.



Some things are on all forms, such as: name, address, phone number and the date.

More Practice Writing Personal Information

Fill out this form about yourself.

Please Type or Print		
Last Name	First Name	Middle Initial
Street Number and Name		Apt. #
City		
State		Zip Code
Date of Birth (month/day/year)	Country Of Birth	

Some Important Words:

Translation:

Country

Place of Birth (Birthplace)

Date of Birth (Birth date)

▽ More Practice

How long have you lived at your present address?		Where were you born?	
Citizenship (Of what country are you a citizen?)			
Sex <input type="checkbox"/> Male <input type="checkbox"/> Female		Marital Status: <input type="checkbox"/> Single <input type="checkbox"/> Divorced <input type="checkbox"/> Married <input type="checkbox"/> Widowed	
Can you speak, read and write English? <input type="checkbox"/> No <input type="checkbox"/> Yes			

- ◆ This form is asking questions about your family. Read the instructions carefully. Then fill out the form.

Information about your children.		
Total Number of children _____. Complete the following information for each child. If the child lives with you, write "with me" in the address column .		
Full name of child	Date of birth	Address



Cultural Notes


In the USA:

Do not ask:

- √ How old are you?
- √ How much (money) do you make?
- √ How much do you weigh?
- √ Are you gay? (Are you a homosexual? Are you a lesbian?)

If someone asks you a question you do not want to answer, it's OK to say:

"I'd rather not say."



You must answer if a police officer asks you for your:



- √ Name
- √ Address

In your country:

- ◆ What questions are considered rude?

Community Action Activities

Choose one of the following activities to do before the next session.

1. Go to a library. Ask for an application for a library card. Bring it to class.
2. Go to a fast-food restaurant (MacDonald's, Burger King, KFC, etc.). Ask for a job application. Bring the form to class.

Family Action Activities

Choose one of the following activities to do before the next session.

1. Help your children learn the names of everyone in the family. “*What is your mother’s first name?*” Etc. Make it into a game for young children.
2. Help your children practice saying their phone number and address in English.

Personal Action Activities

Choose one of the following things to do.

1. Make a timeline about someone in your family or a friend. Begin with the date and place the person was born. Then add 3 places the person has lived. Here is a sample:



2. Take a survey of your family or five friends. Think of one question to ask. Think of the possible answers. Write down the question and possible answers. Take the survey. Bring the survey and the results to class.
3. ▽ Make a timeline about things that changed your life (such as getting married).
4. ♦ Create a *Personal Information Record*. Put information on it that you will need for various forms and for interviews. Try to add something to it during every lesson. Ask your teacher to correct it after you have added new information. There are many kinds of personal information records. Study the sample form on the next page for ideas. Or use it as is, if you want to.

◆ **My Personal Information Record** Date Revised: ___ / ___ / ___

Mr. Mrs. Ms. Miss

Full Name _____

First (Given) Name _____

Middle Name _____

Middle Initial (M. I.) _____

Last (Family) Name _____

___ Jr. ___ Sr. ___ I ___ II ___ III ___ IV

Work Phone (____) ____ -- ____ Ext. ____

Home Phone (____) ____ -- ____

Email _____ @ _____

Street _____

Apt. # _____

City _____

State _____ Zip Code _____ -- _____

Emergency Contact Information

Name _____

Work Phone (____) ____ -- ____ Ext. ____

Home Phone (____) ____ -- ____

Email _____

Relationship _____

Date of Birth ___ / ___ / ___

Place of Birth _____

Date of Marriage ___ / ___ / ___

Place of Marriage _____

Spouse's Full Name _____

WARNING: Keep this in a safe place so no one can steal your information.

Micaela's Story

I was born and raised in Mexico.
My family was very poor. I never went to school
because there wasn't any school.

I came from a large family—nine sisters and two brothers.
I am the youngest of the family. I had four sisters and two
brothers die because my parents didn't have money for medical attention.



I thank God for living in this country.

▽ My Mother

By Ruth Muasa

My mother was a good person. She was a very beautiful lady. I used to admire her. She lost my father when all of us were very young. She was left by Father with six children to look after. It was not easy for my mother. My uncles and my grandmother chipped in and helped her. She was a hard-working and generous person. The rest of my grandfather's family loved her so much that they were there for her.

My mother worked so hard to make sure her children had food, clothes, school fees and all we needed. She was a very loving mother. My father left her land and money, so that helped a lot.

When my mother died, to me it seemed the end of the world. My sister Wayua held me and told me, "Ruth, it will never be the same again, but we should pick up the pieces and do what she expected us to do." Those words are still in my mind today.

Agines was teaching; she took my mother's place. And everything was OK again. We have looked up to her as a second mother. We have been together and ready to help each other. I think that is what my mother wanted from us.

◆ Antonio's Story

My name is Antonio Gutierrez. I am originally from La Piedad, Michoacan, Mexico.

I will begin with my life as a small child, which was wonderful. I remember that after class my friends and I would play a game of marbles. Other times we would play



with yoyos and tops. But the game we liked the most and enjoyed the most was soccer. We played in the neighborhood and there were times when a window or two of the neighbors' houses were broken. That is how, more or less, my childhood was.

At the age of 12 years, I started working at a factory where jean pants were made. I worked there for about two years. At the age of 14, I started working with my Father in construction for about 5 years. After that time I started thinking about my future. I thought of going to Mexico City. I thought that maybe things would go better for me there. A few days later, a day before leaving for Mexico City, I had another idea. A thought came to me to go to El Monte, California. I had a sister who lived there. The next day I asked for my parents' blessing. That is the custom we Mexicans have when we leave on a trip.

I was in El Monte, California for about 5 years. After that time I thought I would try my luck in another place. So I came to Napa. I had a sister Margarita who lived in Napa. I have been here since, and I plan on staying in the beautiful and wonderful Napa Valley.