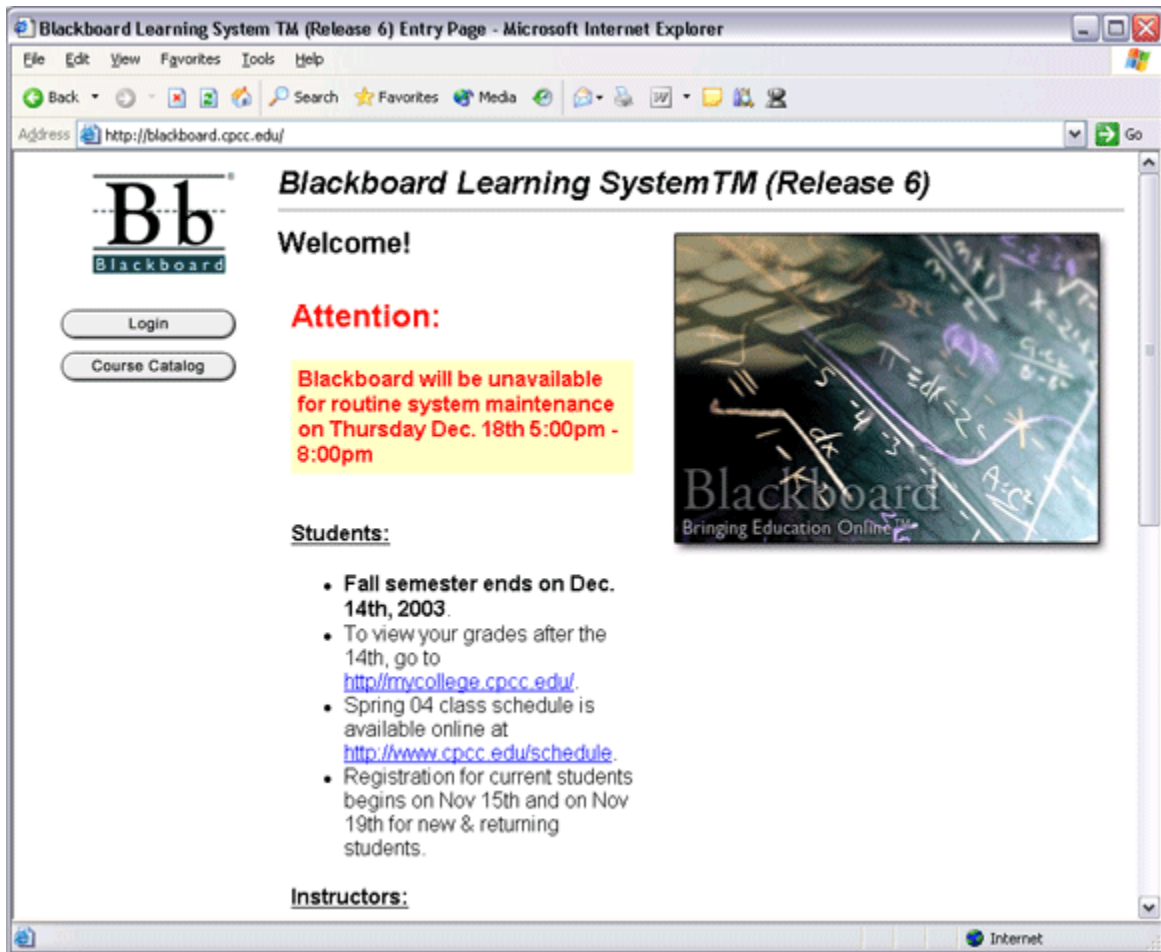


Blackboard Documentation

To access Blackboard, you can either login to CPCC home page at <http://www.cpcc.edu> and click on the Virtual Campus/ Blackboard login or login at <http://blackboard.cpcc.edu/>



Blackboard Learning System™ (Release 6)

Welcome!

Attention:

Blackboard will be unavailable for routine system maintenance on Thursday Dec. 18th 5:00pm - 8:00pm

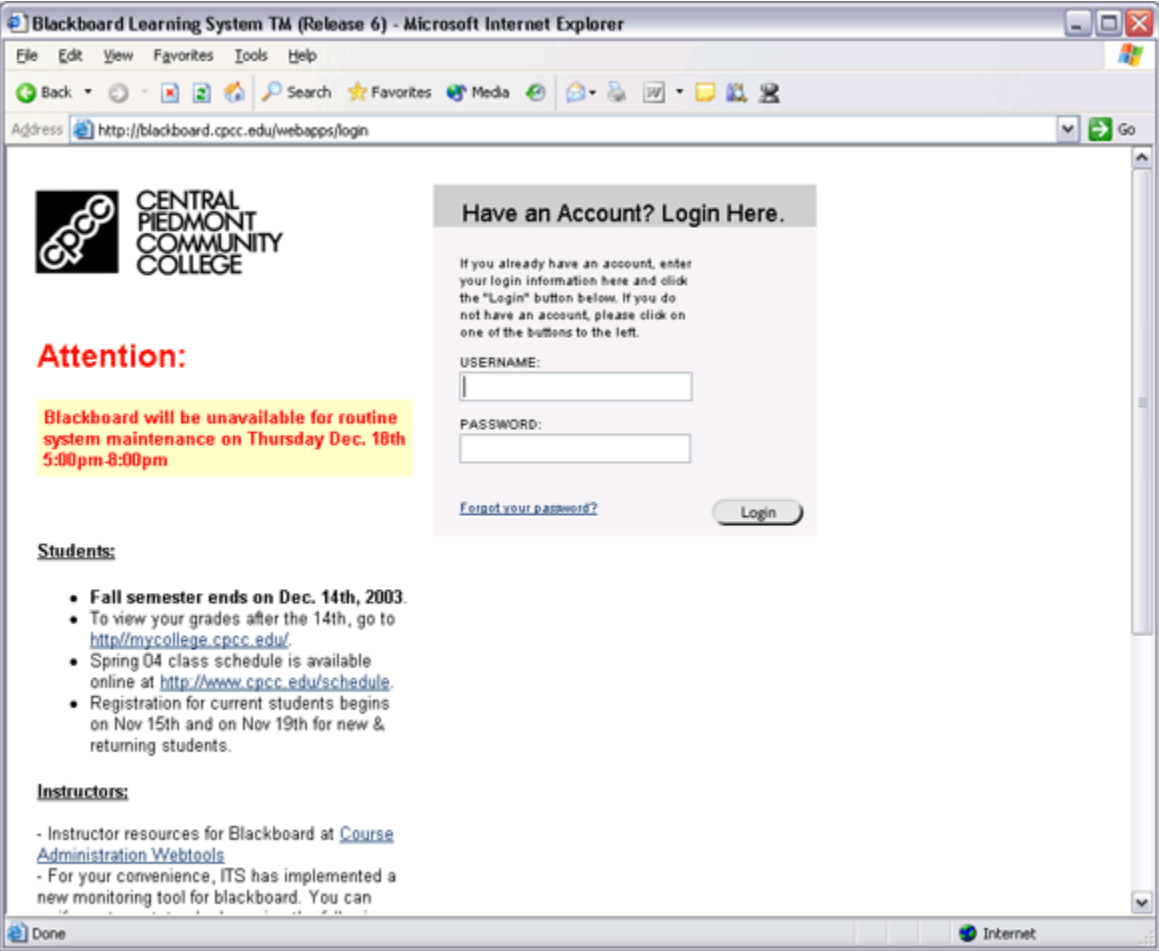
Students:

- **Fall semester ends on Dec. 14th, 2003.**
- To view your grades after the 14th, go to <http://mycollege.cpcc.edu/>.
- Spring 04 class schedule is available online at <http://www.cpcc.edu/schedule>.
- Registration for current students begins on Nov 15th and on Nov 19th for new & returning students.

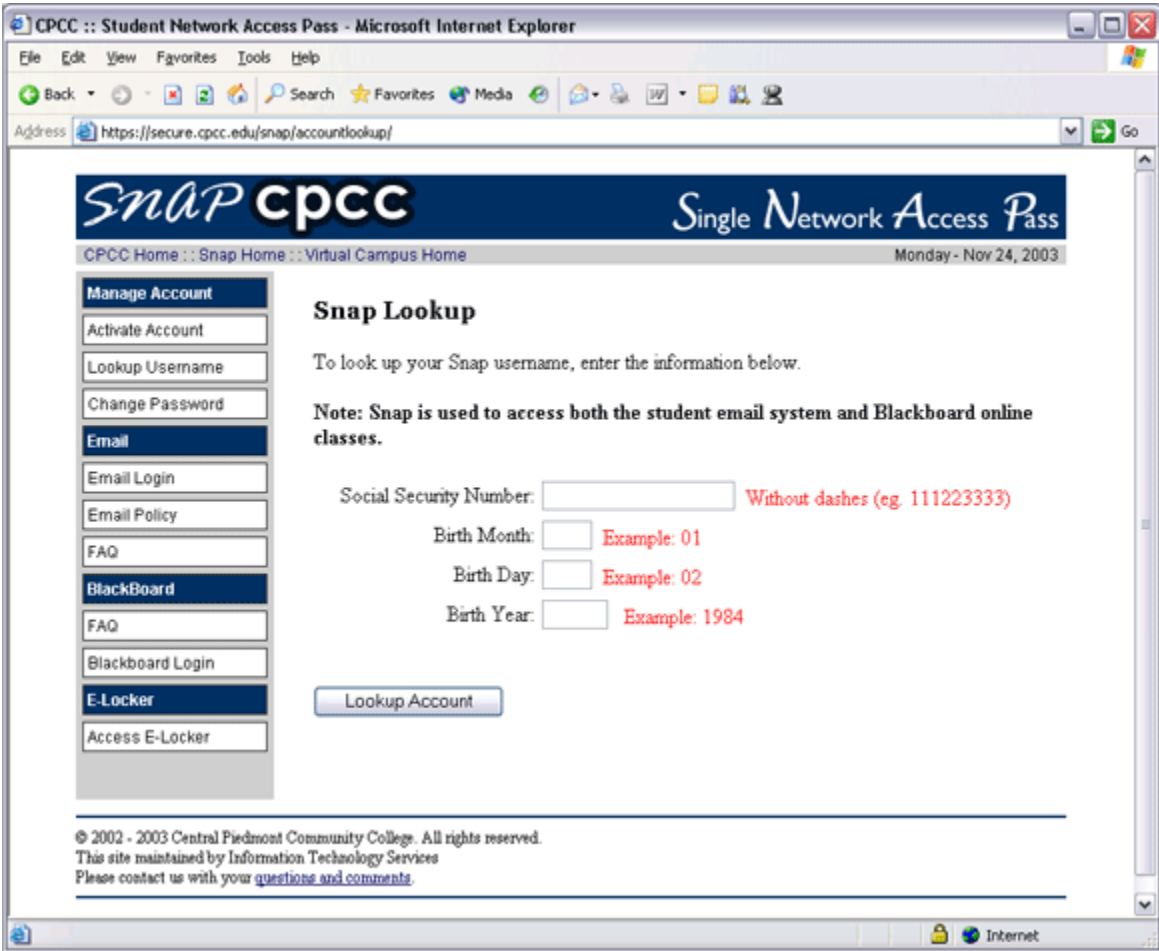
Instructors:

Blackboard
Bringing Education Online™

Please enter your Username and Password to access your online course. If you forgot your password, you can click on the Forget your password link to get redirected to the SNAP change password link to change your password.



If you forget your Username or email address, you can access the SNAP lookup page and enter your personal information. Once you click on the Lookup Account button, your Username and Email address should be displayed.



If you would like to get more information about SNAP, please refer back to the Frequently Asked Questions at <https://secure.cpcc.edu/snap/faq/>

CPCC :: Student Network Access Pass - Microsoft Internet Explorer

File Edit View Favorites Tools Help

Back Forward Stop Search Favorites Media

Address <https://secure.cpcc.edu/snap/bboard/faq.asp> Go

SNAP cpcc Single Network Access Pass

CPCC Home :: Snap Home :: Virtual Campus Home Monday - Nov 24, 2003

Manage Account

Activate Account

Lookup Username

Change Password

Email

Email Login

Email Policy

FAQ

BlackBoard

FAQ

Blackboard Login

E-Locker

Access E-Locker

Frequently Asked Questions (FAQ)

Q. What is Blackboard?
A. Blackboard is an e-learning tool used by CPCC to provide distance education over the internet.

Q. How do I access Blackboard?
A. You must enroll in an online class to use blackboard. More information on online classes is available through the [Virtual Campus](#) website.

Q. I have enrolled in an online class, how do I login to Blackboard?
A. You must use your Snap login and password to access Blackboard.

Q. What is Snap?
A. Snap stands for Single Network Access Pass. Snap consists of a User Name and Password that are used to access college computing services that require authentication. Currently Snap is used to access student email accounts, and Blackboard online courses.

Q. How do I get started using Snap?
A. Before you may use any Snap services, you must [activate your account](#). When you activate your account, you will receive your Username and Password.

Q. I activated my Snap account last semester to use email, but I cannot access my Blackboard online course. What am I doing wrong?
A. In order to use Blackboard, you must activate your Blackboard account using your Snap

Internet