

## SECURITY &amp; PARKING

## GUIDE

2008-2009



CENTRAL PIEDMONT COMMUNITY COLLEGE

## Message from the Director of Security

Central Piedmont Community College is a community of students, staff, and faculty all working together for a common goal: to provide a safe and secure learning and working environment.

The CPCC Security staff has as its primary responsibility the safety and security of all members of the CPCC community. However, this task cannot be accomplished by the security staff alone. Safety is the responsibility of everyone.

We hope the information in this brochure is informative and helpful. If you should have any questions or would like more information about security and safety at CPCC, please call 704.330.6632.

Sincerely,

Bill Jordan

## Security Mission Statement

The Central Piedmont Community College Security Department is committed to protect and secure the college's campuses, its students, employees and visitors.

— Guide to Public Safety at  
Central Piedmont Community College

## EMERGENCIES

Reporting emergencies on  
CPCC campuses

Call **6911** from any on-campus telephone and on Central Campus at the red or yellow security telephones. (Locations are shown on the map inside.) Report all emergencies – safety or security matters, apparent crimes, first aid or medical emergencies. We encourage you to report any crime, regardless of how insignificant it may seem.

**For emergencies on all campuses  
call 704.330.6911  
or dial 6911 from on-campus phones.**

The security officer who answers your call is trained in handling emergencies.

When calling be prepared to:

- Give your location.
- Describe the nature of the emergency.
- Stay on the phone until the dispatcher tells you to hang up, if possible.

The security officer at 6911 will dispatch the nearest security officer or additional help — first aid, fire protection or police — to assist you.

## Nonemergencies

Call 6632 or (704.330.6632 from noncampus phones) for nonemergencies – such as being admitted into buildings when the College is closed.

For Parking Services, call 704.330.6117.

Central Piedmont Community College is an equal opportunity institution. All programs, activities and facilities are available to all on a non-discriminatory basis, without regard to race, color, religion, sex, age, handicap or national origin. The College provides access, equal opportunity and reasonable accommodation in services, programs, activities, education and employment for individuals with disabilities. Reasonable accommodations will be provided to individuals with disabilities upon request 10 business days in advance of the activity. To request accommodation, call 704.330.6424. 2,000 copies of this document were produced at a total cost of \$365.00 or \$0.18 per piece. CPCC 5313.

Vision: Central Piedmont Community College intends to become the national leader in workforce development.

[www.cpcc.edu](http://www.cpcc.edu)

## Need assistance?

The campus security officers are here to help you. No matter what kind of situation arises at the College, CPCC's 24-hour Central Dispatch Station, Facilities Services, 1325 E. 7<sup>th</sup> street, is the first step toward resolving problems. As soon as you dial for assistance, a radio call will go out to the nearest security officer. And if additional help is needed—first aid, fire protection, police—that extra help can also be immediately dispatched by radio.

*Dial 704.330.6911 for emergencies on all campuses.  
From on-campus phones, you can dial 6911.  
See additional information on the back panel.*

## What you can expect from Campus Security

Varied services are available to students, employees, and visitors.

- For employees with departmental approval, offices and designated classrooms will be locked or unlocked on request.
- An escort service will be provided upon request.
- Parking lots are monitored for safety. Elevators in the student parking deck are also equipped with telephones which you may use to call Campus Security. College Security's first priority is to ensure parking lots are safe and nonthreatening for you.
- Security officers will investigate if you feel that your safety is being threatened or if you believe that a crime has occurred. Law enforcement officers will be called when necessary.
- Police officers are here for your personal protection.
- Every reported incident will be thoroughly investigated on campus.
- "Safe College Operations" is available through Professional Development for anyone who has the desire to gain knowledge about campus security procedures and individual safe practices.

## First aid on campuses

CPCC has a first aid presence for the College. The security staff provides first aid services for all campuses. The security staff is certified in American Red Cross First Aid – Responding to Emergencies and American Heart Association Cardiopulmonary Resuscitation and Emergency Cardiac Care.

To report medical emergencies from any campus, call 704.330.6911 or dial 6911 from on-campus phones.

## Access to CPCC, its grounds and buildings

CPCC's grounds are open to visitors on a daily basis. Vehicular access to campus is controlled by uniformed security officers. Visitor parking is allowed in designated areas or by special permit.

College facilities are open only to members of the College community and escorted or authorized visitors.

## Parking at CPCC

This parking guide will show you where to park and how to get to all our campuses. Take a moment to read it and study the campus maps and adjacent streets to plan your best route.

## For all campuses

- (Campus Access, Parking, and Security fee): The CAPS Fee will cost curriculum students \$55.00 (who are registered for 9 credit hours or more), \$33.00 (8 credit hours or less), and \$4.00 per class for Corporate and Continuing Education (CCE) students.
- Parking in a handicapped parking space without a handicapped placard (permit) is illegal. Violators will receive a \$250 citation. If you need a handicapped placard, contact the N.C. Division of Motor Vehicles for an application. Further Central Campus handicapped access information is available in the office of Disability Services, Terrell Building, second floor.

- Park only within lined spaces in the appropriate—staff or student—lot. Cars improperly parked or blocking other cars may receive a citation, be towed or booted at owner's expense. Any vehicle receiving more than three parking citations within a semester/term may be towed or booted at the owner's expense.
- Parking citations must be paid within 10 days of issue date to avoid penalty. Please see instructions on citation. Send citation appeals to Parking Services Manager, 221 South Tryon Street, Suite 300, Charlotte, North Carolina 28202.
- Central Campus new students and visitors may go to the Parking office in the Central High Building, Room 265, for parking information and directions. On other campuses, get answers to parking questions not answered by this brochure at the information center on campus.
- Take the time to visit our beautiful campuses before the first day of classes. Drive around and locate each parking lot; park and walk around the campus using the map to locate the buildings where your classes are scheduled.
- Arrive on campus early for your classes.

## For Central Campus

Due to the popularity of morning classes, parking spaces on Central Campus may be difficult to find between the hours of 9:00 and 11:30 a.m. You can make the task easier by studying the helpful hints and parking instructions that follow. Parking is usually available on the other campuses at all hours.

- Always display permit.
- Visitor Parking Only: If you plan to park in Central Campus Lot 9, you must pay when exiting the lot, regardless of whether you are a student, visitor, or employee.
- Expect it to become easier to locate a parking space on Central Campus after the first few weeks of class when students have become familiar with streets, lots and the appropriate arrival time.
- Consider scheduling Central Campus classes in the early morning or the afternoon.
- For Central Campus, consider car pooling with a friend or someone working uptown, especially the first few days of classes.
- Instead of driving to the Central Campus, ride the bus. Bus schedules are available in the Student Life Center. Bus passes are sold at a discount in the CPCC Bookstore.
- Many streets surrounding Central Campus are one-way or have medians that restrict turns. Note the location of each parking lot and its best point of access for you. Try to avoid left turns as you choose your options.
- Also note on the inside of this brochure the time that each Central Campus lot usually fills. This will allow you to plan your timely arrival at a parking lot where you can reasonably expect to find a parking space available.
- **The sharing, exchanging or allowing others to use parking permit to access CPCC parking lots, is a violation of NC Code. Those caught will be prosecuted to the fullest extent of the law.**



## Crime statistics

The following crimes were reported to the CPCC College Security Department. These figures represent the College as a whole:

Offenses Reported for:	2005	2006	2007	1-6/08
Murder	0	0	0	0
Rape	0	0	0	0
Robbery	1	0	2	0
Aggravated Assault	8	10	13	6
Burglary	11	3	4	1
Motor Vehicle Theft	14	2	7	2

### Arrests initiated for the following:

Liquor Law Violations	0	0	0	0
Drug Abuse Violations	9	6	3	2
Weapons Possession	0	1	0	0

Students participating in College off-campus activities are asked to report criminal incidents to the law enforcement agency having jurisdiction and also inform CPCC Security.

For more information, visit the online Student Handbook at: [www.cpcc.edu/Student\\_Handbook/Safety\\_Health](http://www.cpcc.edu/Student_Handbook/Safety_Health).

## Crime statistics on individual campuses

CENTRAL				
Offenses Reported for:	2005	2006	2007	2008
Murder	0	0	0	0
Rape	0	0	0	0
Robbery	1	1	0	0
Aggravated Assault	0	0	7	4
Burglary	0	0	1	1
Motor Vehicle Theft	11	13	3	1
Liquor Law	0	0	2	0
Drug Abuse	6	4	3	2
Weapons	0	0	1	0

CATO				
Offenses Reported for:	2005	2006	2007	2008
Murder	0	0	0	0
Rape	0	0	0	0
Robbery	0	0	0	0
Aggravated Assault	1	0	3	0
Burglary	0	1	3	0
Motor Vehicle Theft	2	0	1	1
Liquor Law	0	0	0	0
Drug Abuse	0	0	0	0
Weapons	0	0	0	0

HARRIS				
Offenses Reported for:	2005	2006	2007	2008
Murder	0	0	0	0
Rape	0	0	0	0
Robbery	0	0	0	0
Aggravated Assault	0	0	0	0
Burglary	2	4	0	0
Motor Vehicle Theft	1	0	1	0
Liquor Law	0	0	0	0
Drug Abuse	2	0	0	0
Weapons	0	0	0	0

HARPER				
Offenses Reported for:	2005	2006	2007	2008
Murder	0	0	0	0
Rape	0	0	0	0
Robbery	0	0	0	0
Aggravated Assault	0	1	1	0
Burglary	0	1	0	0
Motor Vehicle Theft	1	0	1	0
Liquor Law	0	0	0	0
Drug Abuse	0	0	0	0
Weapons	0	0	0	0

NORTH				
Offenses Reported for:	2005	2006	2007	2008
Murder	0	0	0	0
Rape	0	0	0	0
Robbery	0	0	0	0
Aggravated Assault	0	0	1	1
Burglary	0	0	0	0
Motor Vehicle Theft	0	0	1	0
Liquor Law	0	0	0	0
Drug Abuse	0	0	0	0
Weapons	0	0	0	0

LEVINE				
Offenses Reported for:	2005	2006	2007	2008
Murder	0	0	0	0
Rape	0	0	0	0
Robbery	0	0	1	0
Aggravated Assault	1	2	1	0
Burglary	0	0	0	0
Motor Vehicle Theft	0	2	1	0
Liquor Law	0	0	0	0
Drug Abuse	0	0	0	0
Weapons	0	0	0	0

## Directions

### TO CENTRAL CAMPUS

**From Charlotte Airport:** Exit Airport, left lane to I-85N • Exit right to Hwy 16 (Uptown) at mile 36 • Take I-77S. Exit 10-B (Trade, 5th St.). Stay on Trade through town. Trade becomes Elizabeth, shown on detail map.

**From Gastonia:** I-85N. Join I-77S • Exit right to Hwy 16 (Uptown) at mile 36 • Take I-77S. Exit 10-B (Trade, 5th St.) • Stay on Trade through town. Trade becomes Elizabeth, shown on detail map.

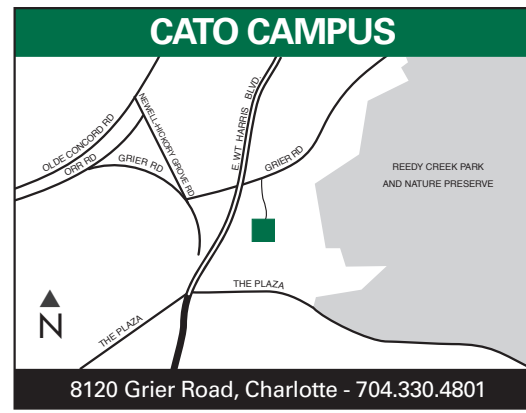
**From Monroe:** Hwy 74N (Independence Blvd.) right lane • Enter parking deck from Charlottoetowne Ave. past Elizabeth Ave. on right.

**From Concord:** I-85S. Take right exit 38, immediate left to I-77S • Exit 10-B (Trade, 5th St.) • Stay on Trade through town. Trade becomes Elizabeth, shown on detail map.

**From Rock Hill:** I-77N • Exit right 10-B (Trade, 5th St.) • Stay on Trade through town. Trade becomes Elizabeth, shown on detail map.

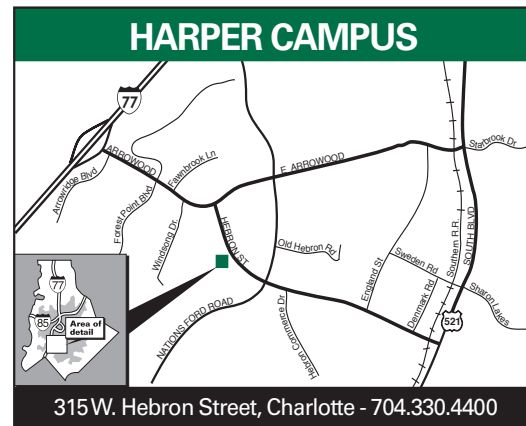
**From Hickory:** Hwy 16S • Join I-77S • Exit 10-B (Trade, 5th St.). Stay on Trade through town. Trade becomes Elizabeth, shown on detail map.

**From Statesville:** I-77S • Exit 10-B (Trade, 5th St.). Stay on Trade through town. Trade becomes Elizabeth, shown on detail map.



### TO CATO CAMPUS

I-85 North • Exit 45 East - WT Harris Boulevard • Go south 4 miles • Left on Grier Road • Right into campus



### TO HARPER CAMPUS

I-77 South to Arrowwood Road • Left on Arrowwood Road • Go approximately 1 mile and Arrowwood splits off to Hebron in the right lane at the third stop light • Right into Campus OR South Boulevard (521 South) • Right on Hebron Road • Left into Campus



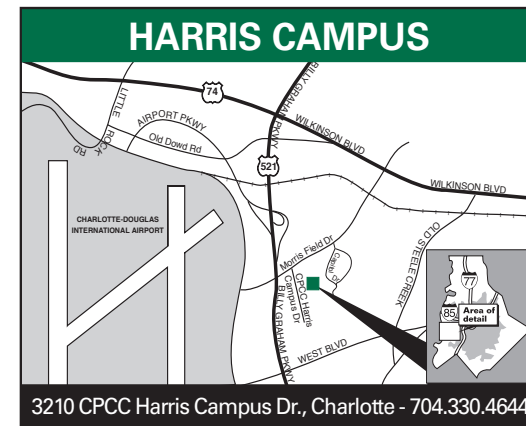
### TO LEVINE CAMPUS (from Charlotte)

Monroe Road East • Left at Campus Ridge Road • Go approximately 1 mile • Entrance to campus on the left OR 74 east past 485 exit • Take next right onto CPCC Lane to Campus Ridge Road and turn right • Go approximately 0.2 miles • Entrance to the campus on the left



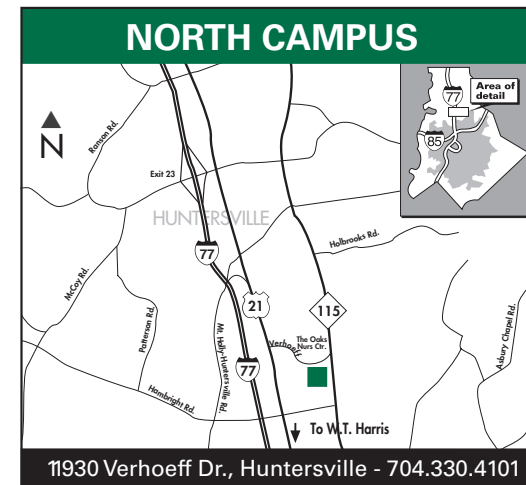
### TO CENTRAL CAMPUS (UPTOWN AREA)

I-77 South • Exit 10B (Trade, 5th St.) • Stay on Trade through town • Trade becomes Elizabeth Avenue. Note: Elizabeth Avenue is closed for construction



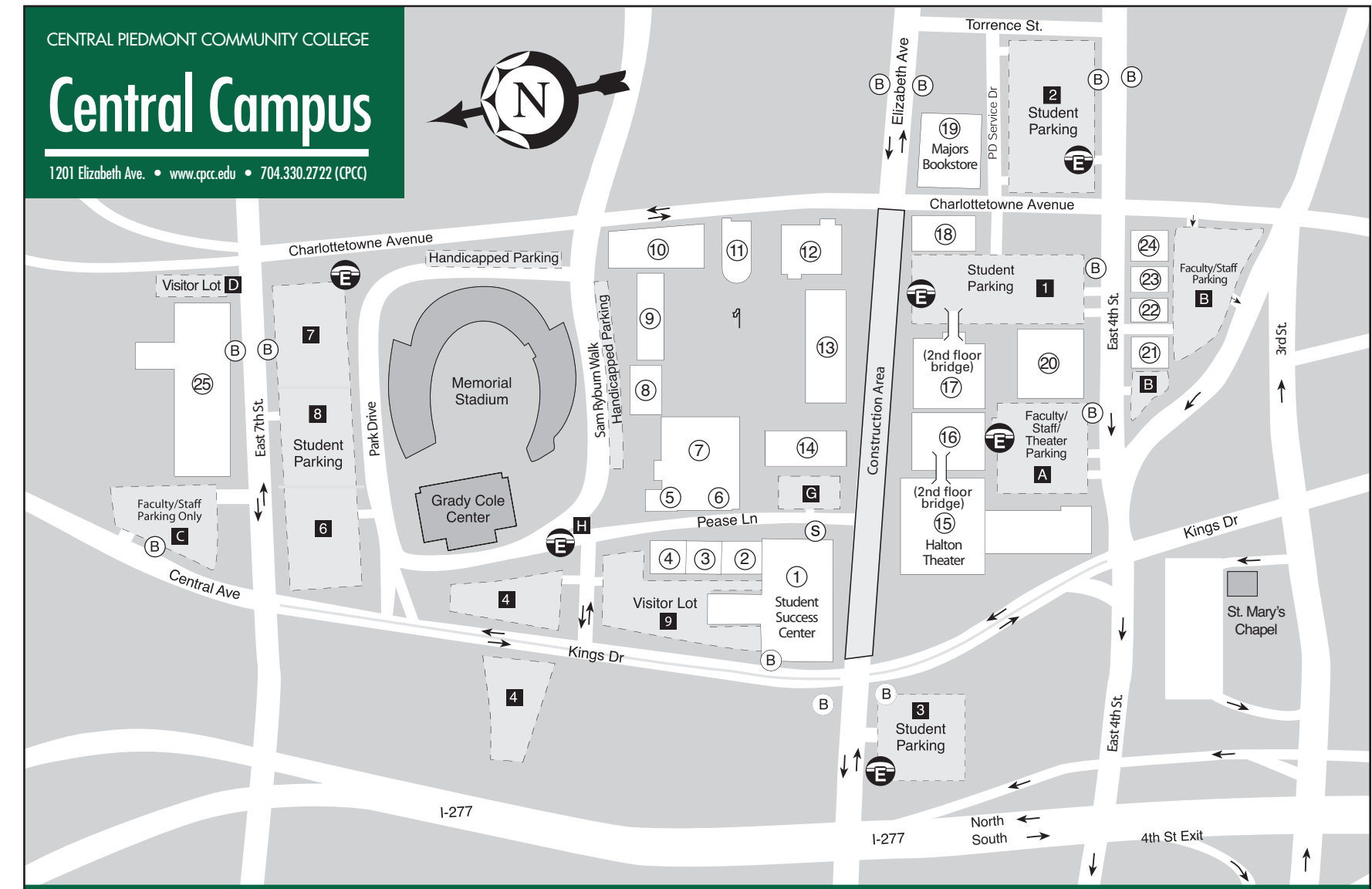
### TO HARRIS CAMPUS

From the north on I-77 take Hwy. 74 westbound • left on Morris Field Drive • left on CPCC Harris Campus Drive OR from the south on I-77, exit then right onto Billy Graham Parkway • right on Morris Field Drive • immediate right on CPCC Harris Campus Drive OR from I-85 take Billy Graham Parkway toward the airport • left on Morris Field Drive • immediate right on CPCC Harris Campus Drive



### TO NORTH CAMPUS

I-77 North • Exit W.T. Harris Boulevard • Left on Statesville Road • Approximately 4 miles right on Verhoeff Road • Entrance to the campus is approximately 1/2 mile on right



### CAMPUS BUILDING LEGEND

Advanced Technologies Center	.....	(10)
Belk Building	.....	(12)
Center for Automotive Technology	.....	(20)
Central High Building	.....	(1)
Ceramics Building	.....	(4)
Citizens Center	.....	(11)
Disher Building	.....	(21)
Facilities Services Center	.....	(25)
Giles Science Building	.....	(8)
Hagemeyer Learning Resources Center	.....	(7)
Hall Professional Development Building / Majors Bookstore	.....	(19)
Hunter Building	.....	(2)
Information Technology Building	.....	(18)
Kratt Hall	.....	(9)
Overcash Center	.....	(15)
Pease Annex Building	.....	(5)
Pease Auditorium	.....	(6)
Sloan-Morgan Building	.....	(16)
Sommers Building	.....	(23)
Taylor Hall	.....	(17)
Terrell Building	.....	(14)
Van Every Hall	.....	(13)
Visual Arts Building	.....	(3)
1308 College Administration	.....	(22)
1330 College Administration	.....	(24)

### PARKING AREA LEGEND

Deck <b>1</b>	<b>Student and Dental Parking Only.</b> Enter right only from East 4th St. or right only from south-bound Charlottoetowne Avenue. Usually fills by 8:30 a.m.
Deck <b>2</b>	<b>Student, College Visitors, and Tenant Customer Parking Only.</b> Enter right from East 4th St. or via the PD Service Drive from northbound Charlottoetowne Avenue or Torrence Street
Lot <b>3</b>	<b>Student Parking Only.</b> Enter left or right off Elizabeth Avenue. Usually fills by 7:30 a.m.
Lot <b>4</b>	<b>Student Parking Only.</b> Enter right off north-bound Kings Drive. Usually fills by 7:30 a.m.
Lot <b>6</b>	<b>Student Parking Only.</b> Enter left or right off Sam Ryburn Walk. Usually fills by 9:00 a.m.
Lot <b>7</b>	<b>Student Parking Only.</b> Enter left or right off Sam Ryburn Walk. Usually fills by 8:30 a.m.
Lot <b>8</b>	<b>Student Parking Only.</b> Enter left or right off East 7th Steet. Usually fills by 10:00 a.m.

Lot <b>9</b>	<b>Parking for CPCC Visitors.</b> Requires \$3.00, paid when exiting the lot. Enter right from Kings Drive or enter from Pease Lane.
Deck <b>A</b>	<b>Faculty/Staff Theater Patron Parking.</b> Enter right off 4th St.
Lot <b>B</b>	<b>Faculty/Staff Parking Only.</b>
Lot <b>C</b>	<b>Faculty/Staff Parking Only.</b>
Lot <b>D</b>	<b>Visitor Parking.</b> Enter right or left off East 7th St.
Lot <b>G</b>	<b>Parking by Special Permit Only.</b> Enter right off Kings Drive north bound.
Lot <b>H</b>	<b>Motorcycle and ADA Handicapped Permit Parking Only.</b> Enter right off Kings Drive or off Elizabeth Avenue onto Pease Lane.

(B)	Bus Stop
(S)	Special Transportation Services Stop
(E)	Security/Emergency Phone